

ARS Amber LED Series

Aero Ray Small LED Parking and Area Amber



ARS Amber LED Series

SPECIFICATIONS

- Die Cast Aluminum Housing and Front Frame
- Tempered Clear Flat Glass Lens
- Bronze Powder Coat Finish, Optional Custom Color
- CRI LED Aluminum Substrate Board
- Universal Volt LED Driver 120-277V, Optional 480V
- Monochromatic Amber LED Light
- Turtle Friendly, LEDs Operates Between 585 Nanometers and 595 Nanometers
- Integral Heat Sinking
- Optional Surge Protection
- Optional Dimming
- Optional House Side Shield

APPLICATIONS

- General Area/Pathway Lighting
- Entries, Walkways, Roadway, Area
- Schools, Hospitals, Office, Commercial Buildings

ELECTRICAL

- 120-277V; 50/60Hz
- Optional 480V; 50/60Hz
- 36 Watts; 3,796 Hi- Lumens
- 81 Watts; 2,607 Lumens

INSTALLATION

- Various Mounting Options (See Options)

CERTIFICATIONS/LISTINGS

- CSA Listed
- IP66
- Listed for Wet Locations



PROJECT _____ TYPE _____
 QTY _____ NOTES _____ APPROVAL _____

ORDERING/SPECIFYING INFORMATION:



Series

Light Source
L Light Emitting Diodes

Watts
36 36 Watts (Hi-Lumen)
81 81 Watts

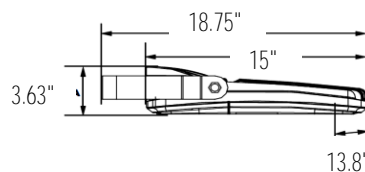
LED Color
TFL Turtle LED 

Volts
UNV 120-277V
480 480V

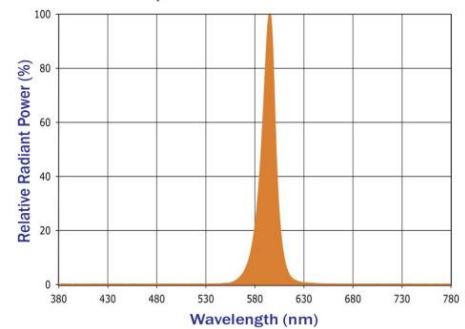
Options

- AM Arm Mount
- SF 90° Slip Fitter
- LY Large Yoke
- ASF Adjustable Slip Fitter
- UB U- Bracket
- WB Wall Bracket
- HSS House Side Shield
- SP Surge Protection
- D10 0-10V Dimming
- CC Custom Color

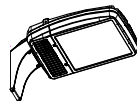
SPECIFICATIONS



Spectral Chart - Amber LED



OPTIONS/ACCESSORIES



AM Arm Mount



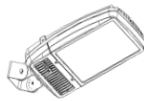
SF 90° Slip Fitter



LY Large Yoke



ASF Adjustable Slip Fitter



UB U-Bracket



WB Wall Bracket



HSS House Side Shield

Specifications Subject to Change

