



ARM LED Series

**SPECIFICATIONS**

- Die Cast Aluminum Housing and Front Frame
- Tempered Clear Flat Glass Lens
- Bronze Powder Coat Finish, Optional Custom Color
- Universal Volt LED Driver 120-277V
- CRI LED Aluminum Substrate Board
- 3K, 4K, 5K or Turtle Amber LED Color Options
- Integral Heat Sinking
- Choice of Light Distributions
- Optional Surge Protection
- Optional House Side Shield

**APPLICATIONS**

- General Area Lighting
- Entries, Walkways, Roadway, Area
- Schools, Hospitals, Office, Commercial Buildings

**ELECTRICAL**

- 120-277V: 50/60Hz
- 22 Watts; 2,875 Lumens (3K, 4K or 5K)
- 37 Watts; 4,834 Lumens (3K, 4K or 5K)
- 22 Watts; 1,159 Lumens (TFL Amber)
- 37 Watts; 1,738 Lumens (TFL Amber)

**INSTALLATION**

- Various Mounting Options (See Options)

**CERTIFICATIONS/LISTINGS**

- CSA Listed
- IP66
- Listed for Wet Locations

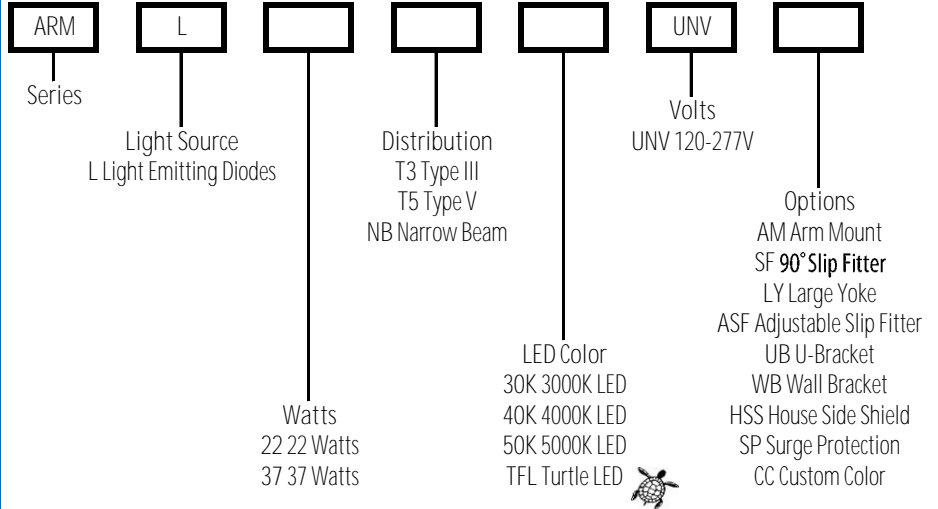


PROJECT \_\_\_\_\_ TYPE \_\_\_\_\_

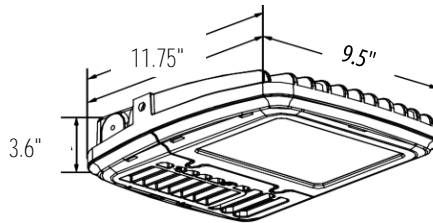
QTY \_\_\_\_\_ NOTES \_\_\_\_\_ APPROVAL \_\_\_\_\_

ORDERING/SPECIFYING INFORMATION:

EXAMPLE: ARM L T3 22 30K UNV



**SPECIFICATIONS**



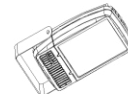
**OPTIONS/ACCESSORIES**



AM Arm Mount



SF 90° Slip Fitter



LY Large Yoke



ASF Adjustable Slip Fitter



UB U-Bracket



WB Wall Bracket



HSS House Side Shield



Specifications Subject to Change