

# P320ML5AC4M

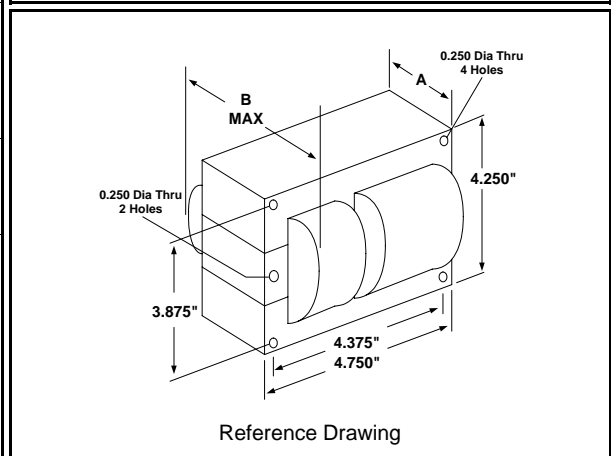
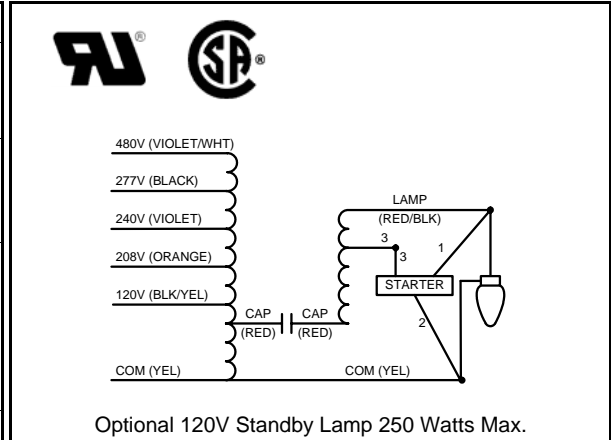
320W M154 / M132

Pulse Start Metal Halide

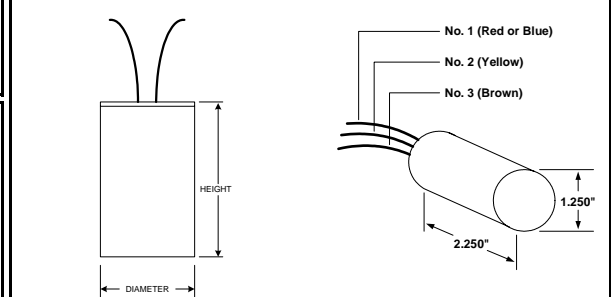
60Hz CWA

## Specification Sheet

<b>Input Volts</b>	120	208	240	277	480
<b>Regulation</b>					
Line Volts	±10%	±10%	±10%	±10%	±10%
Lamp Watts	±10%	±10%	±10%	±10%	±10%
Power Factor (min)	90%	90%	90%	90%	90%
Input Watts	370 W	370 W	370 W	370 W	370 W
NOM. Open Circuit Voltage	280 V	280 V	280 V	280 V	280 V
<b>Line Current (Amps)</b>					
Operating	3.30	1.95	1.70	1.45	0.85
Open Circuit	4.00	2.40	2.10	1.85	1.06
Starting	1.10	0.65	0.56	0.49	0.31
Recommended Fuse (Amps)	10	7	5	5	3
Lamp Dropout Voltage (Line)	70 V	120 V	140 V	160 V	285 V
<b>UL Temperature Ratings</b>					
Insulation Class	H (180°C)	H (180°C)	H (180°C)	H (180°C)	H (180°C)
Temperature Code	D	C	D	D	C
MIN. Starting Temperature	-22°F -30°C	-22°F -30°C	-22°F -30°C	-22°F -30°C	-22°F -30°C
<b>CAPACITOR Specifications</b>					
Microfarads	20.5 uf	20.5 uf	20.5 uf	20.5 uf	20.5 uf
Volts (min.)	360 V	360 V	360 V	360 V	360 V
<b>60Hz Test Procedures</b>					
High Potential Test 1 Minute	2000 V	2000 V	2000 V	2000 V	2000 V
High Potential Test 1 Second	2500 V	2500 V	2500 V	2500 V	2500 V
Secondary Open Ckt Voltage (V)	260 - 310	260 - 310	260 - 310	260 - 310	260 - 310
Secondary Current Shorted (A)	2.90 - 3.60	2.90 - 3.60	2.90 - 3.60	2.90 - 3.60	2.90 - 3.60
Input Operating Current (A)	3.00 - 3.66	1.77 - 2.16	1.55 - 1.89	1.32 - 1.61	0.77 - 0.94
Input Open Circuit Current (A)	2.00 - 5.72	1.20 - 3.43	1.05 - 3.00	0.93 - 2.65	0.53 - 1.52
Input Short Circuit Current (A)	0.55 - 1.30	0.33 - 0.77	0.28 - 0.66	0.25 - 0.58	0.12 - 0.37
<b>Core and Coil Specifications</b>					
Dimension A	2.00 in	2.00 in	2.00 in	2.00 in	2.00 in
Dimension B	4.00 in	4.00 in	4.00 in	4.00 in	4.00 in
Weight	11.3 lbs	11.3 lbs	11.3 lbs	11.3 lbs	11.3 lbs
Lead Lengths (inches)	12-14	12-14	12-14	12-14	12-14
Coil Material (Pri. / Sec.):	Cu / Cu	Cu / Cu	Cu / Cu	Cu / Cu	Cu / Cu



<b>Capacitor: R17058565</b>	<b>Ignitor: MH350-1A</b>
Max Case Temp: 100 °C	Max Case Temp 105 °C
Height: 3.82 in	BTL: 10 ft
Width / Diameter: 1.85 in	



Oil Cap. - P/N 005-3262-MF Consult Catalog for Specs.

Document #:	010-9964-08
Date:	1/29/2013
Status:	Production
Replaces Catalog #:	New Design

Data is based upon tests performed by Universal Lighting Technologies in a controlled environment and is representative of relative performance. Actual performance may vary depending on operating conditions. Specifications are subject to change without notice.

**Universal Lighting Technologies**

26 Century Blvd. Suite 500 - Nashville, TN 37214

Phone 1-800-225-5278 Fax 1-800-206-0035

www.unvlt.com

1/22/2013