



WPG LED Series

SPECIFICATIONS

- Die Cast Aluminum Housing
- Borosilicate Molded Glass Lens
- Bronze Powder Coat Finish, Optional Custom Color
- CRI LED Aluminum Substrate Board
- Universal Volt LED Driver 120V-277V
- 3K, 4K or 5K LED Color Options
- Stainless Steel Hardware
- Optional Surge Protection
- Optional Dimming
- Optional Photocell
- Optional Wire Guard

APPLICATIONS

- General Area, Facade Lighting, Entry Lighting
- Platforms, Walkways, Parking, Tunnels
- Schools and Universities
- Commercial, Warehouse, Industrial Facilities

ELECTRICAL

- 120-277V; 50/60Hz
- 19 Watts; 1,543 Lumens

INSTALLATION

- Mounts Over Recessed Box or with Surface Conduit

CERTIFICATIONS/LISTINGS

- CSA Listed
- IP54
- Listed for Wet Locations

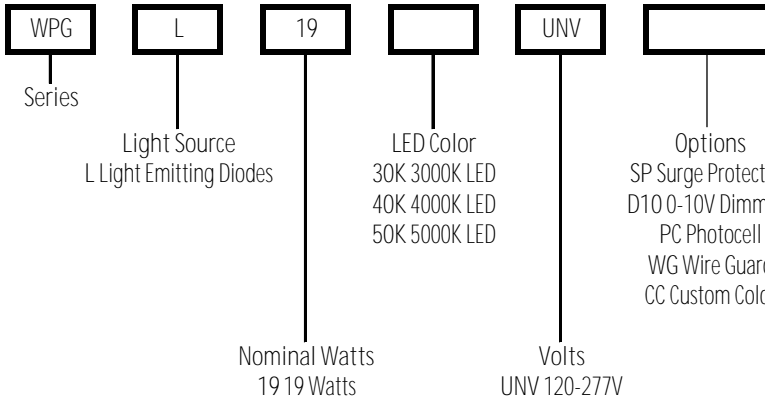


PROJECT _____ TYPE _____

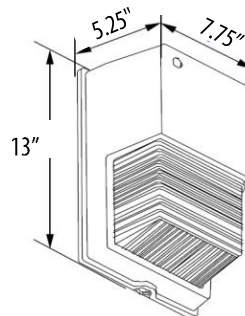
QTY _____ NOTES _____ APPROVAL _____

ORDERING/SPECIFYING INFORMATION:

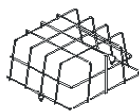
EXAMPLE: WPG L 19 50K UNV



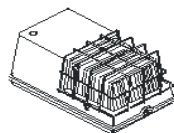
SPECIFICATIONS



OPTIONS/ACCESSORIES



WG Wire Guard



Specifications Subject to Change