

IW Amber LED Series

LED Industrial Wall Mount Amber



IW Amber LED Series

SPECIFICATIONS

- Heavy Duty Die Cast Aluminum Housing
- Gray Powder Coat Finish, Optional Custom Color
- Clear Tempered Flat Glass Lens
- CRI LED Aluminum Substrate Board
- Universal Volt LED Driver 120-277V
- Monochromatic Amber LED Light
- Turtle Friendly, LEDs Operates Between 585 Nanometers and 595 Nanometers
- Optional Dimming

APPLICATIONS

- General Area Lighting
- Industrial Plants, Public Transportation
- Commercial Walkways, Weather Exposed Areas
- Institutional, Vandal Resistant, Loading Docks

ELECTRICAL

- 120-277V; 50/60Hz
- 23 Watts; 1,194 Lumens

INSTALLATION

- Wall Mount Over Recessed Box or Surface Conduit

CERTIFICATIONS/LISTINGS

- CSA Listed
- IP66
- Listed for Wet Locations

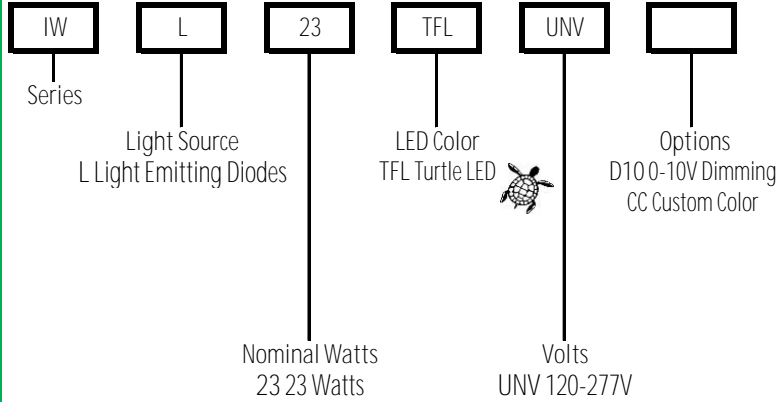


PROJECT _____ TYPE _____

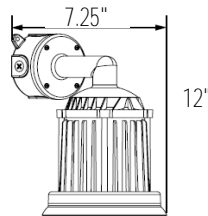
QTY _____ NOTES _____ APPROVAL _____

ORDERING/SPECIFYING INFORMATION:

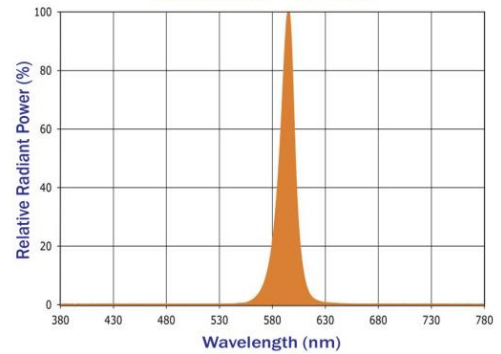
EXAMPLE: IW L 23 TFL UNV



SPECIFICATIONS



Spectral Chart - Amber LED



OPTIONS/ACCESSORIES

Specifications Subject to Change

