

SBA LED Series

LED Shoebox Area Light



SBA LED Series

SPECIFICATIONS

- Die Cast Aluminum Housing
- Heat Resistant Polycarbonate Lens
- Bronze Powder Coat Finish
- Modular LED Bars
- Universal Volt LED Driver 120-277V
- Type III Light Distribution
- 2700K - 5700K LED Color Options
- Multiple Mounting Options

APPLICATIONS

- General Area Lighting
- Parking, Roadway
- Industrial Parks, Public Transportation, Airports
- Office Buildings, Medical Facilities, Communities

ELECTRICAL

- 120-277V; 50/60Hz
- Optional 480V; 50/60Hz
- 450 Watt; 39,000 Lumens

INSTALLATION

- Mounting Options
- Adjustable Slip Fitter
- Arm Mount
- Large Yoke

CERTIFICATIONS/LISTINGS

- UL Listed
- Listed for Wet Locations

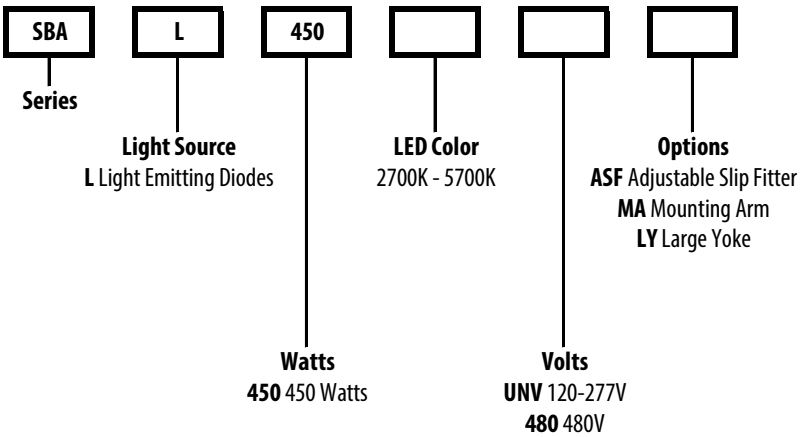


PROJECT _____ TYPE _____

QTY _____ NOTES _____ APPROVAL _____

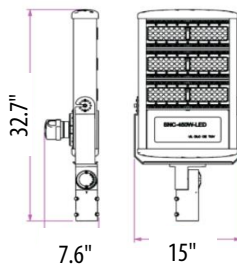
ORDERING/SPECIFYING INFORMATION:

EXAMPLE: SBA L 450 57K UNV

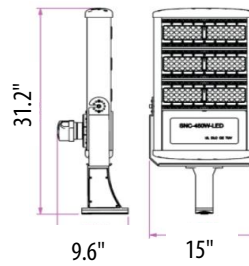


SPECIFICATIONS

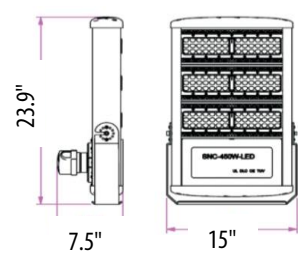
ASF Adjustable Slip Fitter



MA Mounting Arm



LY Large Yoke



OPTIONS/ACCESSORIES



Specifications Subject to Change