

PT Series

Parabolic Troffer



PT Series

SPECIFICATIONS

- Housing Formed of Cold Rolled Steel
- Highly Reflective White Enamel Finish
- 9 or 18 Cell Silver Parabolic Louvers
- T12, T8 or T5 Lamp Fluorescent Types Available
- LED T8 (BC) Ballast Capitable or (BP) By-Pass
- Optimal Glare Control
- 2'x2' or 2'x4' Configurations
- Minimum 87% Reflectivity
- Units Equipped with Knockouts and Holes for Pendant Mounting (Conduit by Others)
- Optional Whip
- Optional Lamped
- Optional Fuse
- Optional Emergency Battery
- Optional Aluminum Reflector

APPLICATIONS

- General Area Lighting
- Schools, General Commercial, Retail, Hospitals
- Offices, Conference Rooms, Storage Areas

ELECTRICAL

- 120-277V; 50/60Hz

INSTALLATION

- Recessed Mount in Ceiling Grid

CERTIFICATIONS/LISTINGS

- UL Listed

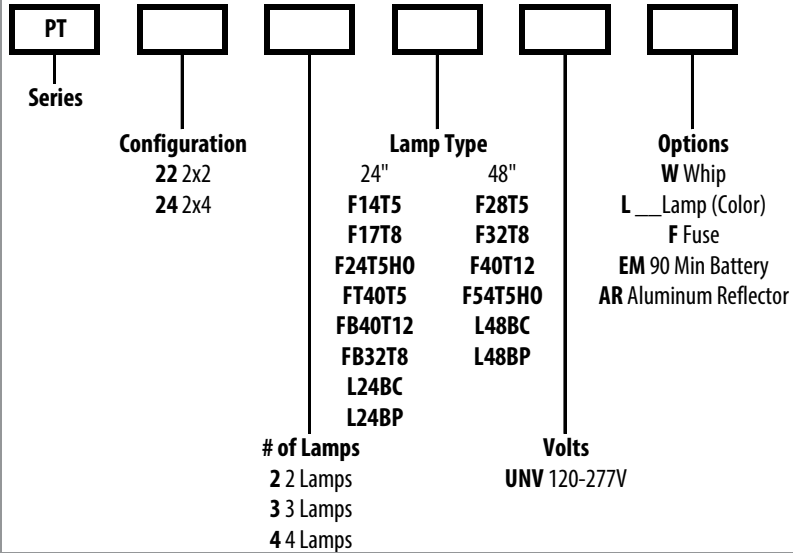
MEMPHIS
LIGHTING

PROJECT _____ TYPE _____

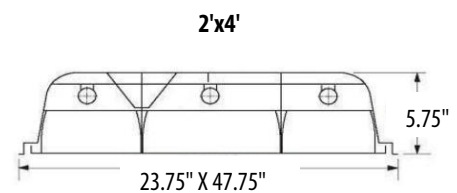
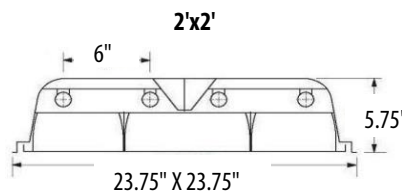

QTY _____ NOTES _____ APPROVAL _____

ORDERING/SPECIFYING INFORMATION:

EXAMPLE: PT 24 4 F32T8 UNV L841



SPECIFICATIONS



OPTIONS/ACCESSORIES

Specifications Subject to Change

